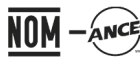


# Malva



## KEY BENEFITS

- Designed for the food industry.
- Maximum safety with no exposed glass or screws, made of highly transparent PC and PMMA.
- Easy maintenance.
- Durability and sturdiness: IP66/ IP69K+ IK10
- State-of-the-art LED technology.
- Energy Efficient: 140 lm/W
- 2 types of fixation.
- Up to 1 optical distributions.
- Lifetime L80B10 > 100.000hr (Ta) 25°C.
- Adjustable Power-Switch.
- 5 years warranty



IP66



IP69K



IK10



CI



RAL 9006

## DESCRIPTION

Carandini's Malva canopy has been specifically designed for the food industry and aggressive environments. This luminaire stands out for its exceptional resistance to dust and moisture, making it the perfect choice for providing lighting solutions in industrial spaces, food processing areas, warehouses, agricultural sectors and other similar areas. Complies with certification for the food industry

4000K  
Ra>80

14.000 lm - 28.000lm



-30°C to+ 50°C



Up to 140 lm/W



6,9 Kg

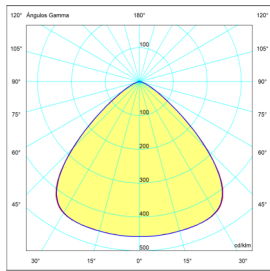
## STANDARD COMPLIANCE

- EN-60598-1
- EN-62031
- EN-61000-3-2
- EN-61547
- EN-60598-2-1
- EN-55015 EN-61000-3-3
- EN-62471

120-277V- 50/60HZ  
L80B10 > 100.000hr Ta 25°C

## PHOTOMETRIC DISTRIBUTIONS

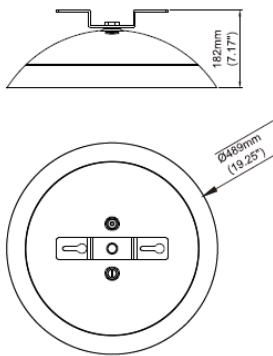
It has the 1 photometric distributions used for the environments in which this type of luminaire is installed, allows it to adapt to all needs:



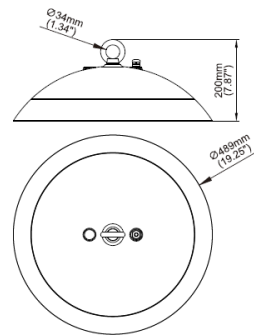
IS09

## DIMENSIONS

### Ceiling fixation



### Cable fixation



## APPLICATIONS

Industrial spaces, food processing areas, warehouses, agriculture and other similar areas.



## MALVA CHARACTERISTICS

### GENERAL CHARACTERISTICS

Armor	Aluminium alloy cast iron
Finish	Painted in grey RAL 9006.
Watertightness	IP66/IP69K (EN 60598-1 and EN 60598-2-3)
Impact protection grade	IK10 (EN 62262)
Nuts outer and bolts	Stainless steel (AISI304).
Operating temperature	-30°C to + 50°C
Lifetime	L80B10 > 100.000hr (Ta) 25°C Light maintenance assessments to TM-21 based on LM-80 data.

### ELECTRICAL CHARACTERISTICS

Electrical class	Class I
Voltage / Frequency	120-277V- 50/60HZ
Power factor	> 0,92
Control	Power-Switch.

### LIGHTING CHARACTERISTICS

Package real light	14.000 lm - 28.000lm (100W - 200W)
LED colour temperature	4.000K (Neutral White, nw).
Index of reproduction chromatic (CRI)	CRI>80.
Optics	PMMA polymethylmethacrylate.

### MAINTENANCE AND ASSEMBLY

Installation and maintenance	Suspension mounting.
Fixations	Cable fixation Ceiling fixation
Accessories	Surface mounting bracket.
Weight with equipment	6,9 Kg

### MANAGEMENT AND CONTROL

Equipment	<b>1N:</b> 1 Level
-----------	--------------------

## FIXATIONS

### Cable fixation



### Ceiling fixation



## ACCESSORIES

### Surface mounting bracket

