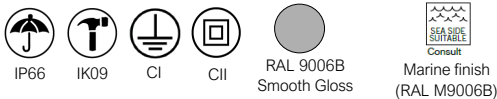


Urbalite S



KEY BENEFITS

- Up to 3 fixations.
- Durability and sturdiness: IP66 + IK09.
- Die Cast aluminium (Cu<0.1%).
- Energy Efficient:
GEN 1 143 lm/W
GEN A 154 lm/W
- Up to 9 optical distributions.
- Smart Ready: Designed to house both indoor and outdoor communication nodes.
- Future Proof: Zhaga-compliant.
- Lifetime L90B10 100.000h (T^a) 25°C.
- Night Friendly: ULR Arrêté du 27/12/2018.
- 5 years warranty



DESCRIPTION

The Urbalite S series is designed with simple, modern lines so it adapts perfectly to urban spaces such as residential streets, urban streets, bike lanes or main avenues.

Thanks to the latest generation LED technology and variety of optical distributions it provides even and efficient light making it a quality solution for a wide range of urban lighting uses.



Amber CRI>60
2,200K CRI>70
2,700K CRI>70
3,000K CRI>70
4,000K CRI>70

STANDARDS / CERTIFICATES

- CE
- RoHS
- UNE-EN 60598-1
- UNE-EN 60598-2-3 or 60598-2-5
- UNE-EN 62471:2009
- UNE-EN 60598
- UNE-EN 61000-3-2
- UNE-EN 61000-3-3
- UNE-EN 55015
- UNE-EN 61547
- UNE-EN 62031
- UNE-EN 61347-2-13
- UNE-EN 62384
- UNE-EN 13032-4
- UNE-EN ISO 9227 NSS: 2017 (1,000 h)



GEN1:
639 lm – 9890 lm
GEN A:
712 lm – 10.390m



5.3 Kg



GEN 1 143 lm/W
GEN A 154 lm/W.
Luminaire



0.107 m²



-40°C - +50°C

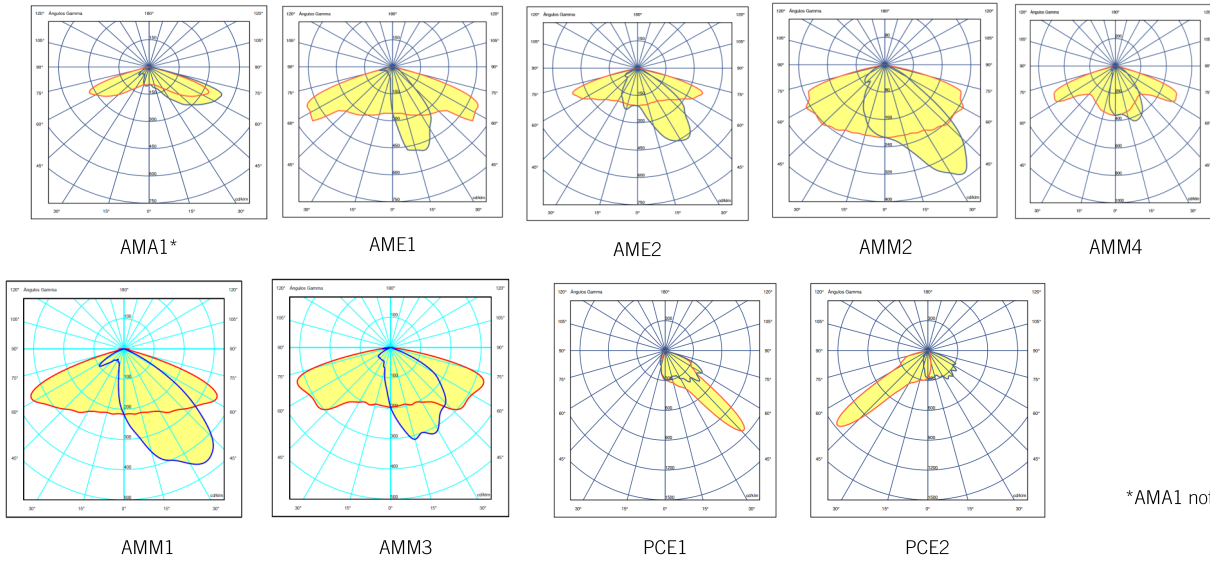


0.00%-0.25%
FHS/ULR

220 - 240V / 100V - 277V
50-60Hz
L90B10 100,000 h
Ta 25 °C

PHOTOMETRIC DISTRIBUTIONS

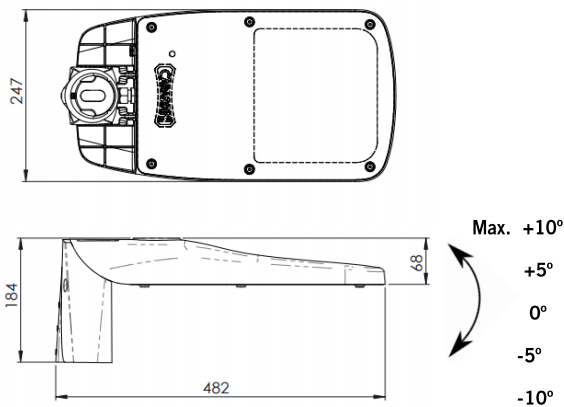
It has the 9 photometric distributions used for the environments in which this type of luminaire is installed, allows it to adapt to all needs:



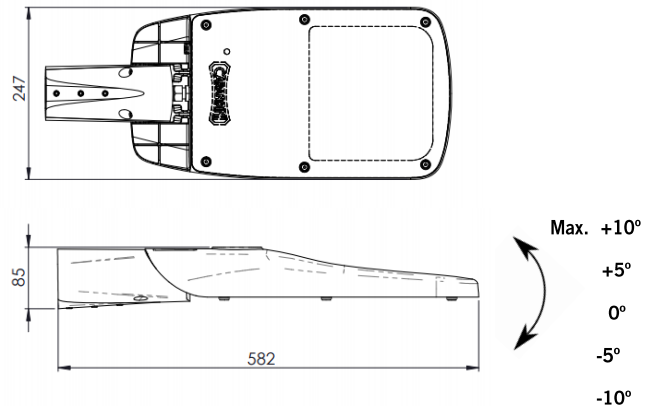
*AMA1 not available in GEN A.

DIMENSIONS (mm)

Fixation (PT2)



Fixation (SE2)



APPLICATIONS

Residential streets, shopping areas, walkways, bike lanes and urban streets.



Distributor: EPK elektro s.r.o.
info@carandini.cz - www.carandini.cz

URBALITE S CHARACTERISTICS

GENERAL INFORMATION

Sustainability	Valorisation: 99.02% Maximum carbon footprint per use: 0,020202 Kg Kw/h CO2
CE marking	Yes
ENEC Certificate	Yes
RoHS compliance	Yes
Testing Standards	LM 79-80 (all measurements at certificado según ISO17025)

GENERAL CHARACTERISTICS

Armor and couplings	Die cast aluminum EN AC-44100 with low copper content <0.1%.
Closure	Tempered glass 5mm
Nuts outer and bolts	Stainless steel (AISI304).
Watertightness	IP66 (EN 60598-1 and EN 60598-2-3)
Impact protection grade	IK09 (EN 62262)
Operating temperature	Ta -40°C to +50°C According to luminaire configuration.
Lifetime	L90B10 100,000h at Ta of 25°C. Light maintenance assessments to TM-21 based on LM-80 data.
Cables	Class: I/I Cable: from 4 to 8 metres Cross-section: 2x1,5; 3x1,5; 4x1,5; 5x1,5; 2x2,5, 3x2,5

ELECTRICAL CHARACTERISTICS

Electrical class	Class I o Class II
Voltage / Frequency	220V - 240V / 50Hz - 60Hz Optional 120V - 277V
Power factor	> 0,9
Harmonic distortion	< 15%
Surge protector	Surge protection (1.2 / 50) 10 kV. Maximum current (8/20) 10kA. Maximum voltage (L-N) 320 V. Maximum voltage (L / N-GND) 400 V. Optional overvoltage protection: 20kA, 20kV

LIGHTING CHARACTERISTICS

Package real light	GEN 1 793 lm - 9890 lm (6 - 78 W). 143 lm/W. GEN A 774 lm -10.344lm (6 - 76 W). 154 lm/W.
LED colour temperature	4,000K (Neutral White, nw).* 3,000K (Warm White, ww).* 2,700K (Warm White, ww). 2,200K (Warm White, ww). Optionally amber color temperature. *Configurable with GEN A.
Index of reproduction chromatic (CRI)	CRI>70. CRI80, on request.
LEDs	Incorporate from 8, 12, 24 and 36 LED.
ULR	<0.25%
Optics	PMMA polymethylmethacrylate.
Photometric distributions	AMA1=> throw 70° spread 65° (Type IV) AME1=> throw 55° spread 20° (Type I) AME2=> throw 70° spread 35° (Type III) ACM4=> throw 70° spread 30°/50° (Type III) AMM2=> throw 60° spread 35° (Type II) AMM4=> throw 65° spread 20° (Type II) AMM5=> throw 75° spread 5°/40° (Type II) PCE1=> throw 50° spread 55°/60° (Type IV) PCE2=> throw 50° spread 45°/65° (Type IV) *AMA1 not available in GEN A.
LED thermal control	Heat dissipation by conduction through the specific design for this luminaire, since it has been specifically designed for LED technology. (Heatsink).


URBALITE S CHARACTERISTICS

MAINTENANCE AND ASSEMBLY


Installation and maintenance	Quick, easy installation with an external IP68 connect and no need for opening the luminaire.
Fixation	PT2: Vertical fixation Ø60mm SE2: Lateral fixation Ø60mm SE3: Lateral fixation Ø34/42mm
Mechanical regulation	Brackets allow for -10°, -5°, 0, +5°, +10° adjustment
Weight with equipment	5.3 Kg
Wind Surf.	0.107m ²
Pressure compensation valve	The integration of the valve extends the projected life of the joints and internal parts by reducing the pressure that is exerted on them and prevents moisture from entering the interior that can cause condensation.

FINISHES

PREDEFINED COLOUR OF THE LUMINAIRE

 RAL 9006	Grey polyester powder coat paint RAL 9006 Smooth Gloss (906B).
--	--

Corrosion protection

 SEA SIDE SUITABLE	Marine finish (1.000h).
---	-------------------------

LOGISTICAL INFORMATION

European pallet

	UBL SE2	UBL SE2 (With hose)	UBL PT2	UBL PT2 (With hose)
Box dimensions:	610 x 270 x 110 mm	610 x 270 x 150 mm		
Box weight:	5,4 kg.	7,6 kg.		
Number of boxes:	48 units	32 units		
Total dimensión:	1200 x 800 x 1410 mm	1200 x 800 x 1350 mm		
Number of levels:	12 levels	8 levels		
Total gross weight:	279,2 kg.	263,2 kg.		

MANAGEMENT AND CONTROL

Equipment	1N: 1 Level RC: Controller dimmed RD: DALI AF: 1 - 10 V RL: Pulse adjustable LED 2N: 2 Level
Autonomous regulation	Regulations programmed from the factory: 56: 50% of the 24: 00h at 6: 00h. 66: 60% of the 24: 00h at 6: 00h. 76: 70% of the 24: 00h at 6: 00h.
CLO regulation	Flow rate during the life of the product: 7: 70% luminous flux throughout the life of the luminaire. 8: 80% luminous flux throughout the life of the luminaire.
Socket connection	3-U: NEMA 3 pin socket with/without IP66 cover 5-V: NEMA 5 pin socket with/without IP66 cover 7-W: NEMA 7 pin socket with/without IP66 cover
Sensor	1: Photocell for NEMA 3, 5 and 7 pin socket (20 lux) 2: Photocell for larger Zhaga socket (20 lux)
Node	BS: Controlux Basic IMCU

LUMINAIRE DIMMING

By programming the driver

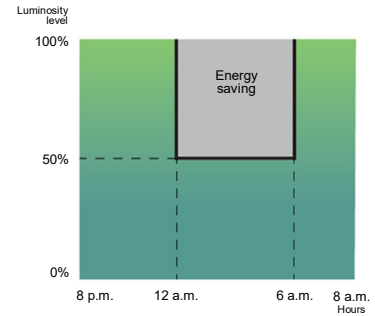
Smart luminaire drivers can be programmed in the factory without needing a control system, additional wiring or maintenance costs. A schedule is pre-programmed for light flow to be automatically reduced at quieter times of the night while respecting light levels and uniformity.

Programming profile 56

From 00:00 to 06:00 the luminaire reduces its initial intensity by 50%.

Up to
26%
savings

NOTE: Programming the Dynadimmer using the multitone scheduling tool is done for wintertime. In summer everything is delayed by an hour.



Using the CLO function

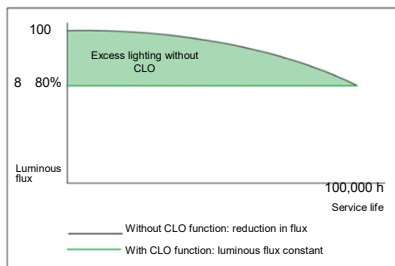
While taking lumen depreciation over the years into account, the driver is programmed so that it starts at a reduced level and gradually increases power over the lifespan of the luminaire. This saves energy and increases the lifespan of the system. Furthermore, the light level in the area where the luminaire is installed remains constant over time.

Constant luminous flux 8

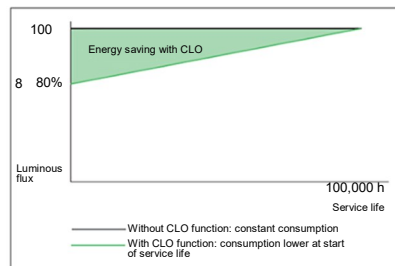
Luminous flux from the luminaire at 80% to maintain light levels throughout its lifespan.

Hasta un
10%
de ahorro
y se incrementa la vida
de la luminaria

Graph: Luminous flux



Graph: Consumption



By incorporating an additional device

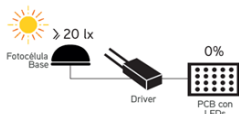
Photocell

A photocell enables the luminaire to be switched on or off based on the solar light intensity detected.

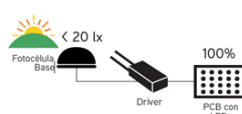
This is extremely useful so the luminaires are not switched on during the day when there is still sufficient natural light.

Ejemplo con fotocélula de 20 lx:

Si la fotocélula detecta más de 20 lx no activará el encendido de la luminaria.



Es cuando los niveles luminicos empiezan a bajar que la fotocélula detecta 20 lx y activa el encendido de la luminaria.



INNOVATIVE AND UPDATABLE OVER TIME (Zhaga/ ZD4i)

"All luminaires incorporating Nema Sockets or Zhaga Sockets, where the control system is not the responsibility of Carandini, must always incorporate IP 66 covers in order to ensure the correct safety and operation of the product.

The sale of luminaires with Nema or Zhaga Sockets without the IP 66 cover will only be permitted upon receipt of a written assurance from the customer that the control system using NEMA or ZHAGA Nodes will be installed by the customer at the same time as the luminaires".



Zhaga - Future Proof

Zhaga is an industry-wide consortium that aims to standardise specifications for interfaces between LED luminaires and light sources. The aim is to achieve interchangeability between products made by different manufacturers. Zhaga defines test procedures for luminaire and LED light sources so that the luminaire can receive the LED source.



Zhaga D4i - Sensor Ready

The Zhaga consortium joined up with DiiA to create a unique Zhaga-D4i certification that combines Zhaga's Book 18 version 2 outdoor connectivity specifications with Dii4's D4i specifications for intra-luminaire DALI.

BOOKS PER APPLICATION. A COST-EFFECTIVE SOLUTION.



	Office & Industry	Retail & Hospitality	Outdoor
Integrated LED light engines	14, 2,8	17, 16	
LED modules (non-integrated)	7, 21, 14	12, 9, 5, 3,10	4, 15, 19
Drivers	13	LED set 22,23	24,25
Sensor and communication modules		20	18

The specifications that mark a component as Zhaga-compliant are contained in a series of books, available only to consortium members, that allow you to design to the marked standard. The benefits for society are evident since, apart from reducing the consumption of materials, it favours the reuse of luminaires, aiming towards a circular economy.

CERTIFICATION PROGRAMME

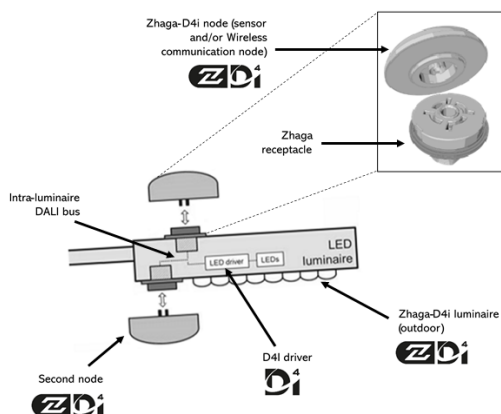
Zhaga-D4i certification covers all the essential characteristics, including automatic adjustment, digital communication, data reporting and power requirements in any single luminaire, ensuring plug-and-play interoperability for luminaires (drivers) and peripherals, such as connectivity nodes.

STANDARDISATION AS A MEANS TO ACHIEVE SUSTAINABILITY

The Uralite S luminaire has been designed to function with the latest available market-proven technology based on standards. This also enables it to meet the CARANDINI sustainability requirements and become a product ready for maintenance in the future under better guarantees while respecting the environment and society.

The luminaires marked as Zhaga are a "Future Proof" design, meaning it is based on and designed around standard Zhaga components. These components are mainly the LED modules and the drivers. The electric compartment and dissipation area for LED modules has space and additional mountings to include any driver compliant with Zhaga "Book 13" based on market driver dimensions, or any LED module compliant with Zhaga "Book 15" based on LED controller interface specifications.

This makes it possible to have a sustainable product that can be updated over time.



CONNECTIVITY

D4i specifications take the best of the standard DALI2 protocol and adapt it to an interconnected lighting environment, but with certain limitations. Only the control devices installed in the luminaires can be combined with a Zhaga-D4i luminaire. According to the specifications, the control devices are respectively limited to an average power consumption of 2W and 1W.

SMART CITY

Luminaires marked ZD4i are a "Smart Ready" design, which means they are designed to house both indoor and outdoor communication nodes through connection bases compliant with the Zhaga "Book 18" & Zhaga-D4i standard on sensor and communication node interoperability.